

King Edward Primary School & Nursery

EPI Pen Policy

September 2025

1. Introduction

From 1 October 2017 the Human Medicines (Amendment) Regulations 2017 started allowing schools to obtain, without a prescription, adrenaline auto-injector (AAI) devices, if they wish, for use in emergencies. This will be for any pupil who holds both medical authorisation and parental consent for an AAI to be administered.

The AAI(s) can be used if the pupil's own prescribed AAI(s) are not immediately available (for example, because they are broken, out-of-date, have misfired or been wrongly administered). This change applies to all primary and secondary schools (including independent schools) in the UK.

2. How common is anaphylaxis in schools?

Up to 8% of children in the UK have a food allergy. However, the majority of allergic reactions to food are not anaphylaxis, even in children with previous anaphylaxis. Most reactions present with mild-moderate symptoms, and do not progress to anaphylaxis.

Fatal allergic reactions are rare, but they are also very unpredictable. In the UK, 17% of fatal allergic reactions in school-aged children happen while at school.

3. What pens do we hold in school at King Edward Primary?

At King Edwards we hold two types of AAI's in school:

- 1 x lower dose pen (6mths – 5yrs) – **Located in the school office**
- 1 x higher dose pen (6yrs -11yrs) – **Located in the KS2 building safeguarding room**

4. Consent is needed

In the event that your child should suffer anaphylaxis, we can only use an AAI EPI Pen with parental written consent. If a child has consent this **will be recorded on Arbor under the child's medical details**. See appendix 1 for consent form.

5. When to use an AAI – Recognition and Management

School is able to administer a 'spare AAI, for use in emergencies, but onto to a pupil at risk of anaphylaxis, where both medical authorisation and written parental consent for use of the spare AAI has been provided and where the staff member is trained on the use of AAI's.

School can also administer to a pupil whose own prescribed AAI cannot be administered correctly.

AAIs can be used through clothes and should be injected into the upper outer thigh in line with the instructions provided by the manufacturer.

If someone appears to be having a severe allergic reaction (anaphylaxis), a member of staff **MUST** call 999 without delay, even if they have already used their own AAI or a spare AAI.

In the event of a possible severe allergic reaction in a pupil who does not meet the criteria, the emergency services (999) should be contacted and advice sought from them as to whether administering the spare emergency AAI is appropriate.

Practical points:

- When dialing 999, give clear and precise directions to the emergency operator, including the postcode of your location.
- If the pupil's condition deteriorates and a second dose adrenaline is administered after making the initial 999 call, make a second call to the emergency services to confirm that an ambulance has been dispatched.
- Send someone outside to direct the ambulance paramedics when they arrive.
- Tell the paramedics:
 - if the child is known to have an allergy;
 - what might have caused this reaction e.g. recent food;
 - the time the AAI was given.

Signs and symptoms include:

Mild-moderate allergic reaction:

- Swollen lips, face or eyes
- Itchy/tingling mouth
- Hives or itchy skin rash
- Abdominal pain or vomiting
- Sudden change in behaviour

ACTION:




- Stay with the child, call for help if necessary
- Locate adrenaline autoinjector(s)
- Give antihistamine according to the child's allergy treatment plan
- Phone parent/emergency contact



Watch for signs of ANAPHYLAXIS (life-threatening allergic reaction):

- | | |
|-----------------------|---|
| AIRWAY: | Persistent cough
Hoarse voice
Difficulty swallowing, swollen tongue |
| BREATHING: | Difficult or noisy breathing
Wheeze or persistent cough |
| CONSCIOUSNESS: | Persistent dizziness
Becoming pale or floppy
Suddenly sleepy, collapse, unconscious |

IF ANY ONE (or more) of these signs are present:

1. Lie child flat with legs raised:
(if breathing is difficult, allow child to sit)   
2. Use Adrenaline autoinjector* **without delay**
3. Dial 999 to request ambulance and say ANAPHYLAXIS

***** IF IN DOUBT, GIVE ADRENALINE *****

After giving Adrenaline:

1. Stay with child until ambulance arrives, do **NOT** stand child up
2. Commence CPR if there are no signs of life
3. Phone parent/emergency contact
4. If no improvement **after 5 minutes**, give a further dose of adrenaline using another autoinjector device, if available.

Anaphylaxis may occur without initial mild signs: **ALWAYS use adrenaline autoinjector FIRST in someone with known food allergy who has SUDDEN BREATHING DIFFICULTY** (persistent cough, hoarse voice, wheeze) – even if no skin symptoms are present.

6. Training

AAI pens will only be administered to children by staff members that are trained in how to use an AAI pen. Training logs will be held by the school with refresher training being completed in line with guidance.

Mrs Kinsey, who is based in the school office, is responsible for the monthly checking of the AAI devices, ensuring they are still stored in the correct location and are not passed their expiry date.

Appendix A – AAI Consent Form



Consent form for the use of emergency adrenaline auto-injector (epi pen)

For a child showing symptoms of anaphylaxis

The school will not administer medicine to your child unless you complete and sign this document.

Name of School	King Edward Primary School & Nursery
Name of Child	
Date of Birth	
Class	
Medical condition or illness	Anaphylaxis

I confirm that I give consent for my child to receive adrenaline from an emergency (in date) adrenaline auto injector held by the school, in an emergency situation, if my child is showing signs of anaphylaxis, which will only be administered by a trained member of staff.

Contact Details

Name of Guardian	
Emergency Contact Number	
Relationship to Child	

Signature: _____ Date: _____